

Release Notes - Version 201406

1 New Features

- [1.1 Multilanguage site map](#)
- [1.2 Background gallery](#)
- [1.3 Page Transitions](#)
- [1.4 In page smooth scroll](#)
- [1.5 Analytic Reports](#)
- [1.6 Coupons Reports](#)
- [1.7 Provisioning](#)

2 Improvements

- [2.1 Site Data](#)
- [2.2 Styles- font design change](#)
- [2.3 Gallery or collage](#)
- [2.4 Parallax background effect](#)
- [2.5 Text/HTML Component](#)
- [2.6 Working with tables](#)
- [2.7 List added in Html editor can be styled](#)
- [2.8 Workflow improvements](#)

3 Resolved Issues

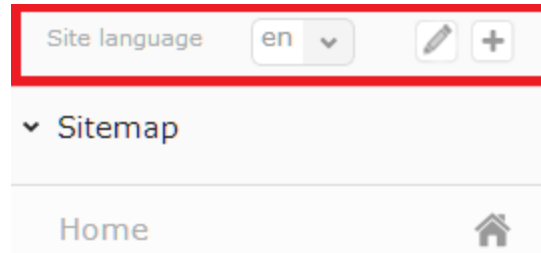
- [3.1 Product attributes and catalog page](#)
- [3.2 Site map issues](#)
- [3.3 Copy from Office \(word and/or powerpoint\)](#)

1 New Features

1.1 Multilanguage site map

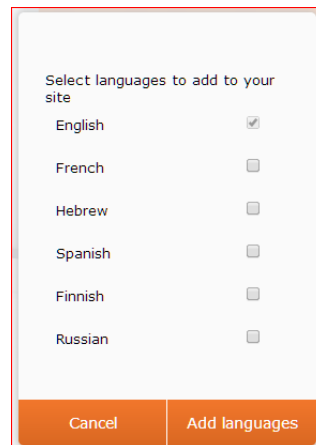
Site created within Camilyo can now supports multi-language sitemap.

Supported language in a specific sites are managed thru a new section at the top of the site map



From here you can add, edit and remove supported languages; it is also possible to switch current language.

Available languages are the one for which we have front-end tokens defined on the system. the list of available languages at any given time will be displayed when pressing + sign in language layer.



Note: if you need another language, please let your account manager know and it will be provisioned with the necessary tokens translations.

It is possible for each language to define its default page and also to set the default language.

Default language will be accessed when browsing to the site domain while other languages can be accessed thru the language code virtual directory.

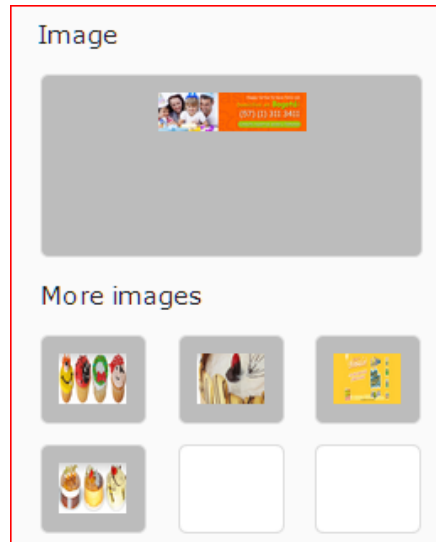
For example, if site "www.mysite.com" supports both english and french with english as its default languages:

- English version home page URL is <http://www.mysite.com>
- French version home page URL is: <http://www.mysite.com/fr/>

Limitation in eShop: in this version, catalog (category or product) meta-data fields (friendly URL, page title, description, keywords) are supported only for the default language.

1.2 Background gallery

Camilyo includes now the ability to set background gallery.
It is configured thru the background images styles; after adding primary background images



It can be added to:

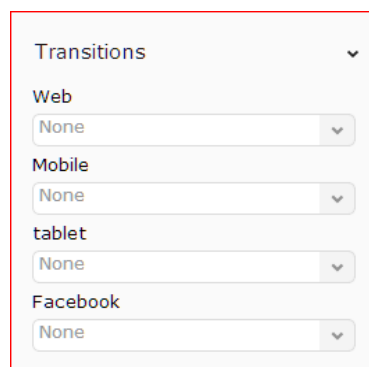
- any component including box in order to set it as background of several entities.
- on the page if set on top level in theme with dynamic stretch selected

Note: The feature is currently limited to 7 images with fading as transition between images

1.3 Page Transitions

Camilyo includes now the ability to set transitions between pages.

The transition are defined in a new section in site settings where the transition effect can be set for each and every platform



Note: transitions rules are the following:

- Transitions works only between pages based on same master page
- Transitions are applied automatically on every link and menu

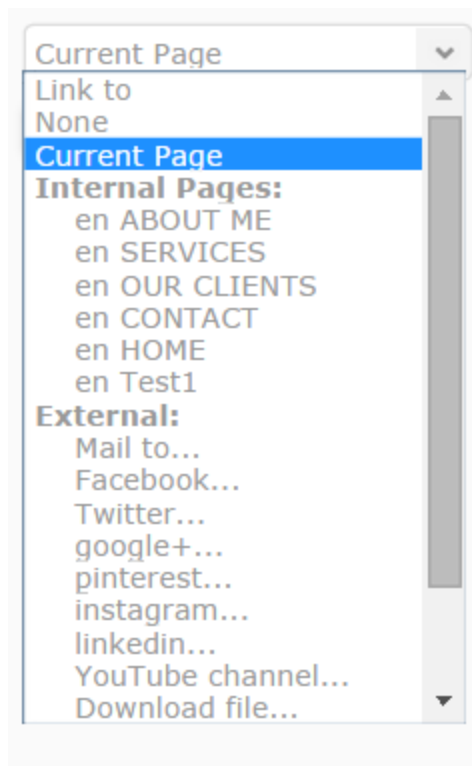
- Transitions do not apply on “forms” at this point
- Transitions do not apply if link is set to open in new tab or window (target “_blank”)

1.4 In page smooth scroll

When setting a link to an anchor of the same page, it now automatically sets to scrolls to with animation instead of the browser jumping to the anchor.

An example of the behavior can be seen at: <http://happytortas.dev.xwwws.com/> ; click on menu and then on arrows up

Note: it is applied to any link starting with “#” - in order to make easy to set it we have added a new link type “Current Page”



1.5 Analytic Reports

Camilyo has now revised analytic reports within the end-user business portal.

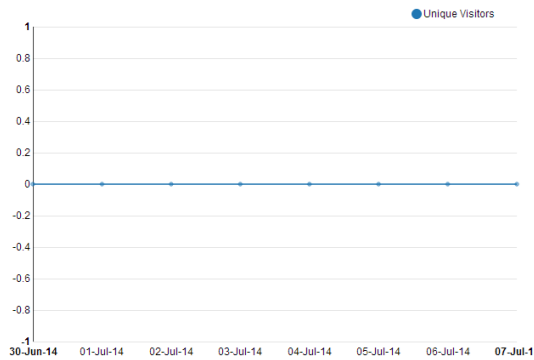
[<< Back to sites list](#)

Analytics reports for site: **Painting**

From: To: Report: Type: Platform: [Export to PDF](#)

Daily Traffic - Unique Visitors

Period: 30-Jun-2014 - 07-Jul-2014



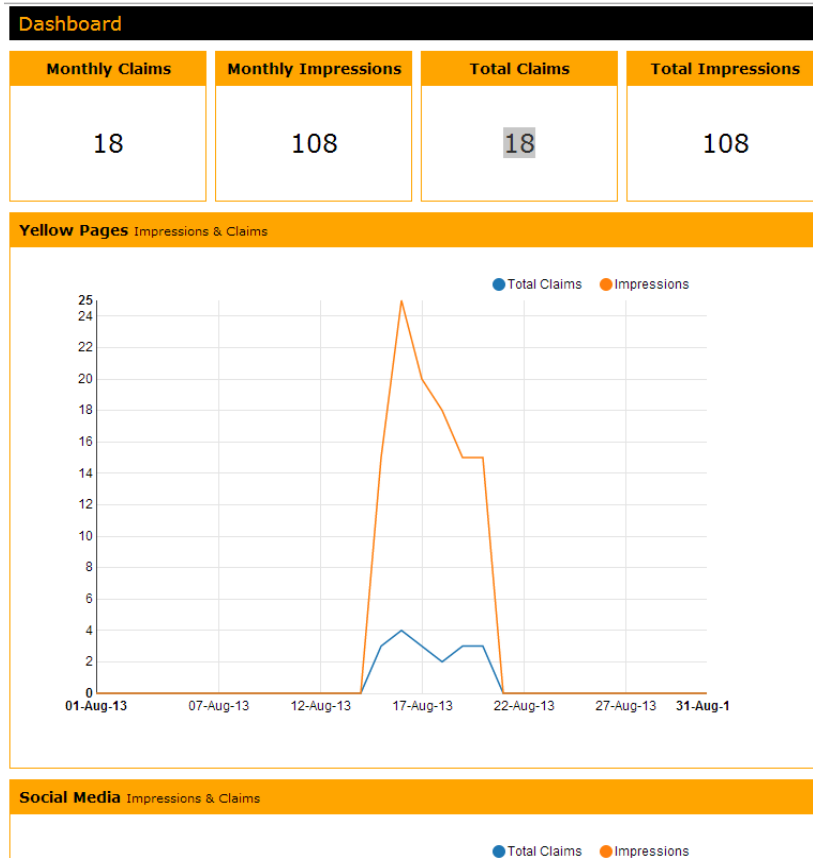
Date	Unique Visitors
2014-06-30	0
2014-07-01	0
2014-07-02	0
2014-07-03	0

It can be accessed thru the site list and from from relevant widgets in dashboard.

1.6 Coupons Reports

Coupons reports have been improved in 2 ways:

1. New display fro coupons reports - see below

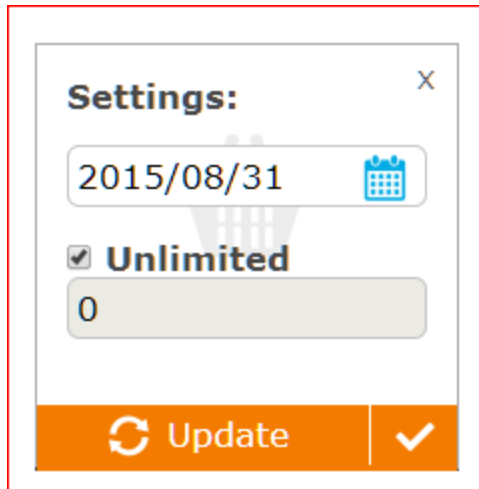


2. Ability to upload coupons statistics via API - you can get details thru the API help <http://<management-domain>/api/help/> and especially <http://<management-domain>/api/help/Api/POST-promotionsImpressions>

1.7 Provisioning

Camilyo provisioning was enhanced as follow:

- quantifiable elements have now a separate “unlimited” option
- eCommerce provision is now quantifiable and enable to limit the number of products in one catalog



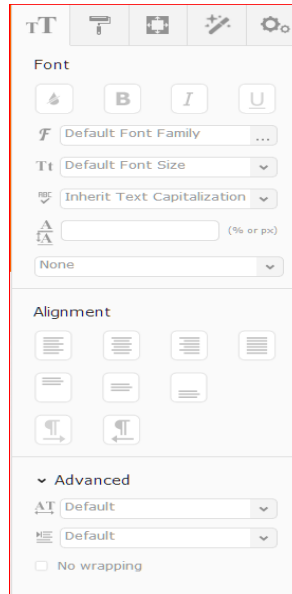
The screenshot shows a 'Settings:' dialog box with a close button (X) in the top right corner. It contains a date input field with the value '2015/08/31' and a calendar icon. Below the date field is a checked checkbox labeled 'Unlimited'. Underneath the checkbox is a numeric input field containing the value '0'. At the bottom of the dialog, there is an orange bar with a circular refresh icon and the text 'Update', followed by a white checkmark icon.

2 Improvements

2.1 Site Data

Extended data is now collapsible and closed by defaults

2.2 Styles- font design change



We have change the design of the different font styles to make their use more intuitive

2.3 Gallery or collage

Ability to choose to upload more than one image

2.4 Parallax background effect

It is now possible to use fixed background image style configuration in order to create simple “parallax” background effects

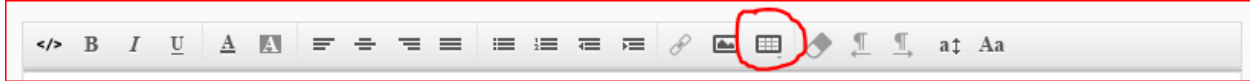
See sample at <http://expandtest.dev.xwwws.com/>

2.5 Text/HTML Component

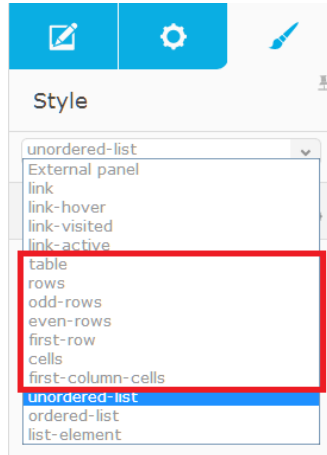
Double click on text opens text editor in dialog box
This feature is enabled solely when right panel is closed

2.6 Working with tables

Html editor has now ability to add table.



The table can be style thru the wizard styles



It enables to style:

- rows
- even and odd rows
- first row
- cells
- first columns cells

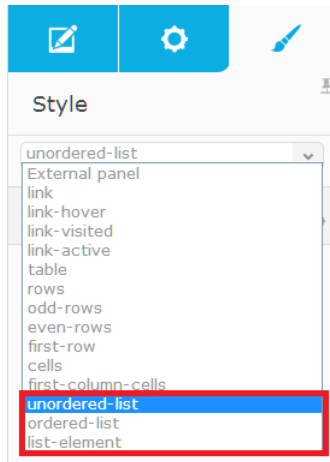
It enables to quickly style table up to table like the one below

title 1	title 2	title 3
1	1-1	1-2
2	2-1	2-2
3	3-1	3-2
4	4-1	4-2

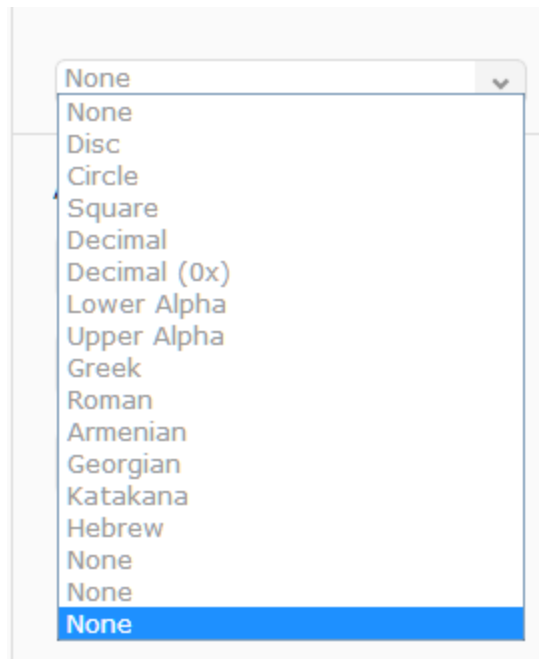
Note: one limitation is that for setting the width of the different columns you need to enter the editor source mode and add style attribute to each cell of the 1st row. Make sure to use % using it

2.7 List added in Html editor can be styled

Styles are accessed via Text/Html editor styles



We added as well “list style type” in Font style category to quickly set standard bullet or numbering



It enables to create all sort of list:



Note: For the setting custom bullets (using custom image), you need to follow the following steps:

- Set the list (unordered) with list-style-type: none
- Set a background image to list element with no repeat and position either right or left depending on need
- Add some padding to list element and here you go for creating quickly

2.8 Workflow improvements

Camilyo work flow was improved on server on the following aspects around the studio builder

- Open site from administration panel or end user portal was parallelized to enable faster user experience
- Save site was reviewed to minimize its footprint: remove unnecessary save dialog and accelerate the process

2.9 Update in media gallery

When uploading a file in media gallery, if there is an existing file in the folder your uploading into with the same original name (same name and extension), instead of creating a new file we will replace the existing one.

All existing reference to the original file will automatically be replaced to reference to the new file.

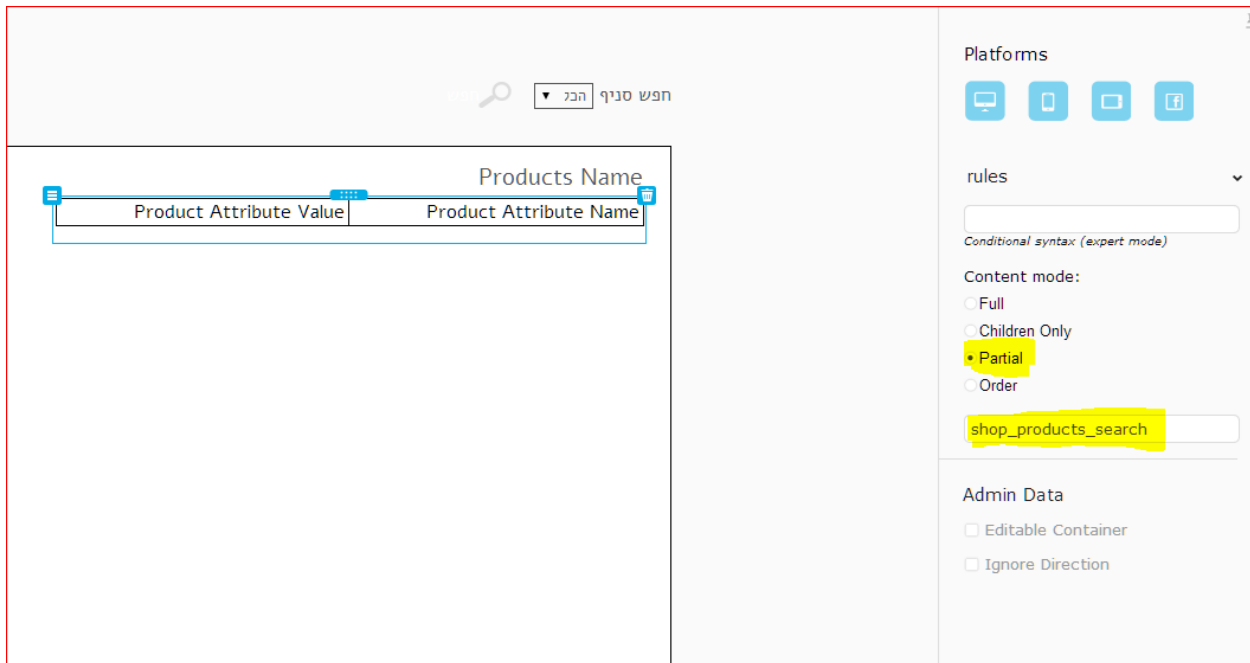
3 Resolved Issues

3.1 Product attributes and catalog page

Product attributes can now be displayed in Catalog page

Note: it required a very specific implementation:

- you must implement a box around the text editor that have partial rule indicating which content to retrieve 1st



- then either the text editor must be set as full or In the sample I did it is still “children only” as I set the table and we want the rows to duplicate instead of the table itself

3.2 Site map issues

- It is now possible to hide 2nd level or more pages or link from the menu
- Issue with change in site map (add/remove) not always immediately reflecting on menu

3.3 Copy from Office (word and/or powerpoint)

The copy process was improved; especially the disappearing white space issues between words was resolved.